

BRADLEY BEACH BOARD OF EDUCATION
515 Brinley Avenue
Bradley Beach, NJ 07720

A G E N D A

Regular Meeting
April 16, 2019

I. Call To Order

II. Open Public Meetings Act

In accordance with the Open Public Meetings Act, notice of this meeting has been given to the designated newspapers, *The Asbury Park Press* and *the Coast Star*, and posted in the school in a place reserved for this kind of notice.

III. Flag Salute/Roll Call

IV. Discussion Items

- The Superintendent Evaluation Process – Kathy Winecoff, NJSBA
- 2017/2018 School Performance Report – Dr. Stephen Wisniewski

V. Minutes:

Approval of Meeting Minutes

Resolved: That the Board approve the Minutes of:

Regular Meeting – March 19, 2019

Confidential Executive Session – March 19, 2019

MOTION: _____ SECOND: _____ VOTE: _____

VI. Superintendent's Report

Executive Session

A. Personnel

1. Resolved: That the Board accept the request for maternity leave by Special Education Teacher, Mrs. Heather Keith, commencing on or about September 5, 2019, and ending on or about January 10, 2020. (Attachment VI-A.1)
2. Resolved: That the Board approve the appointment of Kristen Halleran to the position of Preschool Instructional Aide, effective on or about April 29, 2019 through June 19, 2019 at a prorated salary of \$23,614.00. (Attachment VI-A.2) [B]
3. Resolved: That the Board approve the attendance and the registration cost of the following staff members for engagement in the designated professional training: [B]

AGENDA
Regular Meeting
April 16, 2019

Staff Member	Date(s) of Event	Name/Title of Professional Training	Location	Cost
Ashley Gianfrancesco	5-08-19	Formative Assessment Using Digital Tools (Grades 6-12)	Rowan University	\$149.00
Jessica Stephan	5-10-19	NJ ASP Crisis Prevention and Intervention Training	Edison, NJ	\$185.00 <i>Registration \$150 & materials \$35</i>
*Christina Boyle	5-29-19	NJ TESOL Conference & Strand Advocacy Summit	New Brunswick, NJ	Member \$239 Summit \$10 Total \$249
*Lucia Newberry	5-30-19	NJ TESOL Conference & Strand Advocacy Summit	New Brunswick, NJ	\$239.00
*Jaclyn Wilson	5-31-19	NJ TESOL Conference & Strand Advocacy Summit	New Brunswick, NJ	\$239.00
Dr. Stephen Wisniewski	5-15-19 5-16-19	NJASA Spring Leadership Conference	Atlantic City, NJ	Registration - \$550 Lodging - \$94 Mileage - \$40 Tolls - \$5 Parking - \$15 M & IE - \$99 Total - \$803

*Each teacher is attending the conference on a different day to cover all three days of the conference.

4. Resolved: That the Board approve the appointment of Ms. Morgan Maclearie as Home Instruction Teacher for up to 10 hours per week, after school hours, at a salary of \$40 per hour. [B]
5. Resolved: That the Board approve the appointment of Mrs. Michelle Sprengel as Home Instruction Teacher for up to 10 hours per week, after school hours, at a salary of \$40 per hour. [B]
6. Resolved: That the Board approve the appointment of Ms. Jessica Hunter as Home Instruction Teacher for up to 10 hours per week, after school hours, at a salary of \$40 per hour. [B]

MOTION: _____ SECOND: _____ VOTE: _____

B. Curriculum

1. Resolved: That the Board approve the following 2018/2019 student field trips that provide community onsite learning aligning with the New Jersey Student Learning Standards: [B]

Date	Grade	Location	Cost	Bus
4-30-19	8 th	Math Day at Monmouth University 9:00 – 1:30	-0-	Seaman Tov

AGENDA
Regular Meeting
April 16, 2019

5-10-19	7 th	CentraState Student Health Awareness Center, Freehold	\$280.00 \$10/student	TBD
5-14-19	8 th	CentraState Student Health Awareness Center, Freehold	\$350.00 \$10/student	TBD
5-18-19	PK-8	Porchfest Community Event Various locations throughout Bradley Beach	N/A	N/A

2. Resolved: That the Board approve the 2019 Bradley Beach Elementary School Extended School Year Program. The program will run from Monday, July 8, 2019, until Thursday, August 8, 2019 (Monday through Thursday). The hours for students will be 8:30 AM to 12:00 PM, while the hours for certified teaching staff will be 3.75 hours per day.

MOTION: _____ SECOND: _____ VOTE: _____

C. Students

1. Resolved: The BBES Bullying Specialist reports no incidents of Harassment, Intimidation, and Bullying in the Month of March.
2. Resolved: That the Board approve the following amended tuition contract:

ID No.	School	Location	New Contract Start Date	Cost
0002455	Rumson-Fair Haven Regional High School	Rumson, NJ	3/20/19	Tuition Rate: \$30,265.00 1:1 Paraprofessional Salary: \$7,238.97 Total Cost: \$37,503.97

MOTION: _____ SECOND: _____ VOTE: _____

VII. Business Administrator/Board Secretary's Report

A. Approval to Accept Donation from the Bradley Beach Parent Teacher Organization

Resolved: That the Board accept the donation of \$3,635.00 from the Bradley Beach Parent Teacher Organization for the purchase of information technology supplies. Furthermore, that the Board authorize the Business Administrator to create budget account code 20-090-100-610.19-IT and revenue code 20-1000.03 to account for this transaction.

MOTION: _____ SECOND: _____ VOTE: _____

B. Approval of Business Administrator/Board Secretary's Financial Report

Resolved: That the Financial Report of the Business Administrator/Board Secretary for the month

AGENDA
Regular Meeting
April 16, 2019

ending March 31, 2019 is hereby approved and the Business Administrator/Board Secretary is instructed to file same. (Attachment VII-B)

MOTION: _____ SECOND: _____ VOTE: _____

C. Approval of Treasurer's Financial Report

Resolved: That the Financial Report of the Treasurer of School Funds for the month ending March 31, 2019 is hereby approved and the Business Administrator/Board Secretary is instructed to file same. The report is in agreement with the report of the Business Administrator/Board Secretary. (Attachment VII-C)

MOTION: _____ SECOND: _____ VOTE: _____

D. Approval of Monthly Certification

Resolved: That pursuant to N.J.A.C. 6A:23-2.11(e), we certify that as of March 31, 2019, after review of the Secretary's Monthly Financial Report (appropriations section), and upon consultation with the appropriate district officials, that to the best of our knowledge, no major account or fund has been over-expended in violation of N.J.A.C 6A:23-2.11(b); that no line item appropriation is in violation of N.J.A.C. 6A:23-2.11 (1) and that sufficient funds are available to meet the district's financial obligations for the remainder of the fiscal year.

MOTION: _____ SECOND: _____ VOTE: _____

E. Approval of Budget Transfers (2018/2019)

Resolved: That the Board approve the 2018/2019 budget transfers as listed on Attachment VII-E.

MOTION: _____ SECOND: _____ VOTE: _____

F. Approval of March 2019 Payroll

Resolved: That the Board approve the March 2019 gross payroll in the amount of \$369,688.08.

MOTION: _____ SECOND: _____ VOTE: _____

G. Approval of Bills Payment

Resolved: That the Board approve payment of the April 16, 2019 regular bills list and as certified and approved. (Attachment VII-G)

MOTION: _____ SECOND: _____ VOTE: _____

AGENDA
Regular Meeting
April 16, 2019

- VIII. Old Business
- IX. New Business
- X. Committee Reports
- XI. President's Report
- XII. Public Comments (Agenda Items Only)
- XIII. Public Comments (Other Items Only)
- XIV. Executive Session (if required)
- XV. Adjournment

Heather Keith

[REDACTED]
[REDACTED]

April 4, 2019

Bradley Beach Elementary School
515 Brinley Ave.
Bradley Beach, NJ 07720

To: The Board of Education Members:
CC: Dr. Wisniewski and Mr. Tonzola

This letter is to inform you of my expected maternity leave. Attached is a medical note confirming my expected due date. I am requesting to take 1 calendar days before and 16 days after my expected due date (September 9, 2017) and use family leave for the following 12 weeks, which will begin on October 1, 2019. My last day in the building would be Thursday, September 5, 2019 and I would start my leave on Friday, September 6, 2019. My expected return to work would be January 10, 2020.

Thank you for your attention and consideration.

Sincerely,

Heather Keith

Heather Keith
Special Education Teacher

Enclosure

Kristen Maria Halleran**Education**

Georgian Court University
Teacher of Students with Disabilities Certificate

Lakewood, NJ
2015-2017

University of Scranton
B.S: Early/Primary Education, Cum Laude
Certified in Pre-K through 5th grade

Scranton, PA
2009-2013

Experience

Adelphia Elementary School

Howell Township, NJ
09/17

Grade 1- Long Term Replacement Teacher

- Trained in Reader's and Writer's Workshop model, Wilson Foundations Program and EnVision Math
- Planned effective and engaging lessons for students using Fountas and Pinnell data, formative assessments and Star data
- Used programs such as Freckle, RazKids and Reflex math to enhance student learning
- Utilized STEM projects and personalized learning activities throughout the school year to challenge, build social and team work skills
- Conducted small group and individual classroom activities with students based on learning needs
- Organized community/family involvement days in the classroom to build meaningful relationships
- Consistently communicated with families to report behavior and developmental progress
- Reflected on teaching strategies and classroom management with team members to better enhance a positive learning environment
- Co teacher with ESL and Basic skills teachers to create achievable goals for students in math and reading
- Reflected on Reading and Math workshop strategies with coaches to enhance student learning
- Team player- co chair of the Sunshine Foundation for the school
 - Sharing and compiling ideas with team members
 - Lead a joint lesson for the Seven Habits of Healthy Kids with 2 other classes
 - Established positive relationships with students, colleagues and administration
- Attended a variety of professional development workshops centered on Reader's and Writer's workshop, personalized learning and ESL.

Adelphia Elementary School

Howell Township, NJ
10/2016

ESL Instructional Aide

- Worked in small groups with ESL students for reading, writing and math in grades K-2
- Utilized learning strategies such as picture walks and picture power, sounding out words, and looking for the patterns to enhance reading skills. Used sentence starters and prewriting organizers for writing and manipulatives and organizers for math.
- Followed direction of general education teacher to reach goals of ESL students

Howell Township School District

New Jersey

Substitute Teacher

09/2014

- Substitute teacher for all grades and content area ranging from Kindergarten to fifth and students with all abilities.

Preschool Teacher: Little PALs Preschool

Howell Township, NJ
01/2014

After Care Teacher: Ramtown Elementary School

Howell Township, NJ
09/2013

Toddler and Pre-K Teacher/Teacher's Assistant: The Learning Experience

Manalapan, NJ
06/2012

Infant, Toddler, Pre-K Teacher's Assistant: The Learning Experience

Howell, NJ
06/2009

Student Teaching

Valley View Intermediate School
3rd Grade Classroom

Archbald, PA
January, 2013

Neil Armstrong Elementary School
2nd Grade Classroom, Scranton School District

Scranton, PA
September 2012

Work Experience

Zumba Instructor 2011-2012- University of Scranton

Strike Force Security Company Summer 2010-2011 - Security Guard for various concerts in New Jersey

CCD Educator Winter 2010- St. William the Abbott Church

Atlas Chiropractic Summer 2008 - Assistant; filed charts and worked the front desk

Child Care Specialist Summer 2005-2006

References Available Upon Request

TO THE BOARD OF EDUCATION
BRADLEY BEACH BOARD OF ED
FUND 10

INTERIM BALANCE SHEET
03/31/19

ASSETS AND RESOURCES

ASSETS:

101	Cash In Bank		882,612.79
102-106	Cash and cash equivalents		.00
111	Investments		.00
116	Capital Reserve Account		190,000.00
117	Maintenance Reserve		100,000.00
118	Emergency Reserve		250,000.00
121	Tax levy receivable		1,593,870.00
	Accounts receivable:		
132	Interfund	.00	
141	Intergovernmental-state	316,128.28	
142	Intergovernmental-federal	.00	
143	Intergovernmental-other		
153, 154	Other (net uncollect. of)	.00	316,128.28
	Loans receivable:		
131	Interfund	.00	
151, 152	Other (net uncollect. of)	.00	.00
	Other Current Assets		.00

RESOURCES:

301	Estimated revenues	7,024,117.00	
302	Less Revenues	-7,090,798.91	-66,681.91
Total assets and resources			3,265,929.16

LIABILITIES AND FUND EQUITY

LIABILITIES:

421	Accounts payable		33,909.27
431	Contracts payable		.00
451	Loans payable		.00
	Other current liabilities		9.75
	Total liabilities		33,919.02

TO THE BOARD OF EDUCATION
BRADLEY BEACH BOARD OF ED
FUND 10
INTERIM BALANCE SHEET
03/31/19

FUND BALANCE:

Appropriated:			
753,754	Reserve for Encumbrances		1,940,726.89
Reserved fund balance:			
761	Capital Reserve Account		190,000.00
764	Maintenance Reserve Account		100,000.00
765	Tuition Reserve Account		.00
766	Emergency Reserve Acct		250,000.00
762	Adult education program		.00
751,2,6X	Other Reserves		
601	Appropriations	7,306,350.17	
602	Less: Expenditures	5,064,893.02	
603	Encumbrances	1,940,726.89	-7,005,619.91
604	Increase in capital reserve		300,730.26
606	Increase in Maintenance Reserve		1,000.00
607	Increase in Emergency Reserve		.00
	Total appropriated		2,782,457.15
Unappropriated:			
770	Fund balance July 1, 2018		723,087.99
303	Less-Budgeted fund balance		-273,535.00
307	Less-Bdgt'd w/d frm Cap Rsv Elig		.00
309	Less Bdgt'd w/d frm Cap Rsv Xcss		
310	Less Bdgt'd w/d frm Maint Reserv		
311	Less Bdgt'd w/d frm Tuition Rsv		
312	Less Bdgt'd w/d frm Emergency Rs		
	Total fund balance		3,232,010.14
Total liabilities and fund equity			3,265,929.16

TO THE BOARD OF EDUCATION
BRADLEY BEACH BOARD OF ED
FUND 10
INTERIM BALANCE SHEET
03/31/19

RECAPITULATION OF FUND BALANCE

	BUDGETED	ACTUAL	VARIANCE
Appropriations	7,306,350.17	7,005,619.91	300,730.26
Less Revenues	7,024,117.00	7,090,798.91	-66,681.91
Subtotal	282,233.17	-85,179.00	367,412.17
Change in Capital Reserve Account:			
Plus-Increase in reserve	1,000.00		1,000.00
Less-Withdrawl from Reserve-Elig costs	.00		.00
Less-Withdrawl from Resv-Excess costs	.00		
Change in Maintenance Reserve Account			
Plus-Increase in Reserve	.00		.00
Less-Withdrawl from Reserve	.00		
Change in Tuition Reserve Account			
Less-Withdrawl from Reserve	.00		.00
Change in Emergency Reserve Acct			
Plus-Increase in Reserve	.00		.00
Less-Withdrawl from Reserve	.00		
Sub Total	283,233.17		368,412.17
Less: Adjustment Prior Year Encumbrances	-9,698.17	-9,698.17	
Budgeted Fund Balance	<u>273,535.00</u>	<u>-94,877.17</u>	<u>.00</u>

TO THE BOARD OF EDUCATION
BRADLEY BEACH BOARD OF ED
FUND 20
INTERIM BALANCE SHEET
03/31/19

ASSETS AND RESOURCES

ASSETS:

101	Cash In Bank		-3,736.86
102-106	Cash and cash equivalents		.00
111	Investments		.00
116	Capital Reserve Account		.00
	Accounts receivable:		
132	Interfund	.00	
141	Intergovernmental-state	-.29	
142	Intergovernmental-federal	.00	
143	Intergovernmental-other		
153, 154	Other (net uncollect. of)	.00	-.29
131	Interfund loans receivable		.00
	Other Current Assets		.00

RESOURCES:

301	Estimated revenues	724,182.92	
302	Less Revenues	-442,678.20	281,504.72
	Total assets and resources		277,767.57

LIABILITIES AND FUND EQUITY

LIABILITIES:

411	Intergovt accts payable -state	.00
412	Intergovt accts payable - federal	.00
421	Accounts payable	1,671.00
402	Interfund accounts payable	.00
431	Contracts payable	.00
451	Loans payable	.00
481	Deferred revenues	24,091.10
	Other current liabilities	.00
	Total liabilities	25,762.10

TO THE BOARD OF EDUCATION
BRADLEY BEACH BOARD OF ED
FUND 20
INTERIM BALANCE SHEET
03/31/19

FUND BALANCE:

Appropriated:					
753	Reserve for Encumbrances Curr Y			152,710.77	
754	Reserve for Encumbrances Prior Y			.00	
Reserved fund balance:					
761	Capital Reserve Account		.00		
604	Increase in capital reserve				
307	Budget withdrawal frm cap reserve			.00	
601	Appropriations		724,182.92		
602	Less: Expenditures	472,177.45			
603	Encumbrances	152,710.77	-624,888.22	99,294.70	
	Total fund balance				252,005.47
Total liabilities and fund equity					<u>277,767.57</u>

TO THE BOARD OF EDUCATION
BRADLEY BEACH BOARD OF ED
FUND 30
INTERIM BALANCE SHEET
03/31/19

ASSETS AND RESOURCES

ASSETS:

101	Cash In Bank		.00
102-106	Cash and cash equivalents		.00
105	Cash With Fiscal Agents		.00
111	Investments		.00
	Accounts receivable:		
132	Interfund	.00	
141	Intergovernmental-state		
142	Intergovernmental-federal		
153, 154	Other (net uncollect. of)	.00	.00
131	Interfund loans receivable		.00
161	Bonds proceeds receivable		.00
	Other Current Assets		.00

RESOURCES:

301	Estimated revenues	.00	
302	Less Revenues		.00
	Total assets and resources		.00

LIABILITIES AND FUND EQUITY

LIABILITIES:

421	Accounts payable		.00
402	Interfund accounts payable		.00
431	Contracts payable		.00
432	Construct contracts payable-retain %		.00
433	Construction contracts payable		.00
451	Loans payable		.00
	Other current liabilities		.00
	Total liabilities		.00



TO THE BOARD OF EDUCATION
BRADLEY BEACH BOARD OF ED
FUND 30
INTERIM BALANCE SHEET
03/31/19

FUND BALANCE:

Appropriated:			
753,754	Reserve for Encumbrances		.00
751,2,6X	Other Reserves		.00
601	Appropriations	.00	
602	Less: Expenditures	.00	
603	Encumbrances	.00	.00
	Total appropriated		
Unappropriated:			
770	Fund balance July 1, 2018		.00
303	Less-Budgeted fund balance		
	Total fund balance		.00
	Total liabilities and fund equity		.00

TO THE BOARD OF EDUCATION
BRADLEY BEACH BOARD OF ED
FUND 40
INTERIM BALANCE SHEET
03/31/19

ASSETS AND RESOURCES

ASSETS:

101	Cash In Bank		113,154.19
102-106	Cash and cash equivalents		.00
105	Cash With Fiscal Agents		.00
111	Investments		.00
119	Debt Service Reserve		.00
121	Tax levy receivable		46,446.00
	Accounts receivable:		
132	Interfund	.00	
141	Intergovernmental-state		
153, 154	Other (net uncollect. of)	.00	.00
	Other Current Assets		.00

RESOURCES:

301	Estimated revenues	174,182.00	
302	Less Revenues	-174,182.00	.00
	Total assets and resources		159,600.19

LIABILITIES AND FUND EQUITY

LIABILITIES:

455	Interest payable		.00
441	Matured bonds payable		.00
	Other current liabilities		.00
	Total liabilities		.00

TO THE BOARD OF EDUCATION
BRADLEY BEACH BOARD OF ED
FUND 40
INTERIM BALANCE SHEET
03/31/19

FUND BALANCE:

Appropriated:			
767	Debt Service Reserve Acct		.00
751,2,6X	Other Reserves		
601	Appropriations	174,188.00	
602	Less: Expenditures	-14,590.63	159,597.37
608	Increase in Debt Service Reserve		.00
Unappropriated:			
770	Fund balance July 1, 2018		8.82
303	Less-Budgeted fund balance		-6.00
313	Less Bdgtd w/d frm Debt Svs Rsv		.00
	Total fund balance		159,600.19
	Total liabilities and fund equity		159,600.19
<hr/>			
	Change in Debt Service Reserve Acct		
	Plus-Increase in Reserve	.00	.00
	Less-Withdrawl from Reserve	.00	
	Sub Total	.00	

REPORT OF THE SECRETARY TO THE BOARD OF EDUCATION
DISTRICT: BRADLEY BEACH BOARD OF ED
FUND 10
INTERIM STATEMENT
COMPARING BUDGETED REVENUE WITH ACTUAL TO DATE AND
APPROPRIATIONS WITH EXPENDITURES AND ENCUMBERANCES TO DATE
FOR NINE MONTH PERIOD ENDING 03/31/2019

		Budgeted Estimated	Actual To Date	Note: Over or (Under)	Unrealized Balance
REVENUE					
CURRENT EXPENSE					
52XX	From transfers	.00	.00	.00	.00
51XX	Sale of bonds	.00	.00	.00	.00
1XXX	From local sources	6,002,258.00	6,068,939.91	.00	-66,681.91
2XXX	From intermediate sources	.00	.00	.00	.00
3XXX	From state sources	1,021,859.00	1,021,859.00	.00	.00
4XXX	From federal sources	.00	.00	.00	.00
TOTAL REVENUE/SOURCES OF FUNDS		7,024,117.00	7,090,798.91	.00	-66,681.91
EXPENDITURES					
CURRENT EXPENSE					
11-1XX-100-XXX	Regular programs-instruction	2,576,587.00	1,764,990.02	774,229.71	37,367.27
11-2XX-100-XXX	Special education-instruction	74,132.00	47,287.41	25,817.40	1,027.19
11-230-100-XXX	Basic skills-remedial-instruction	1,000.00	266.98	51.70	681.32
11-240-100-XXX	Bilingual education-instruction	84,328.00	59,417.54	24,906.91	3.55
11-3XX-100-XXX	Voc.programs-local-instruction	.00	.00	.00	.00
11-401-100-XXX	School-spons. cocurr. activ. instr.	41,602.00	29,456.80	11,209.20	936.00
11-402-100-XXX	School-spons. athletics-instruction	42,880.00	25,765.67	7,406.56	9,707.77
11-421-XXX-XXX	Before/After School Programs	8,100.00	4,100.00	4,000.00	.00
11-422-XXX-XXX	Summer School	22,130.00	15,070.00	7,060.00	.00
11-423-XXX-XXX	Alternative Education Programs	.00	.00	.00	.00
11-424-XXX-XXX	Other Supplemental/At-Risk Prgms	.00	.00	.00	.00
11-4XX-100-XXX	Other instructional prog.-instr.	.00	.00	.00	.00
11-800-330-XXX	Community service programs/operatio	.00	.00	.00	.00
UNDISTRIBUTED EXPENDITURES					
11-000-100-XXX	Instruction	1,842,007.00	1,166,023.21	572,214.42	103,769.37
11-000-211-XXX	Attendance and social work services	84,195.00	60,178.19	23,997.28	19.53
11-000-213-XXX	Health services	77,209.00	51,922.23	24,167.48	1,119.29
11-000-216-XXX	Related Services	119,892.00	86,394.03	32,946.62	551.35
11-000-217-XXX	Extraordinary Services	112,142.00	68,499.75	30,429.87	13,212.38
11-000-218-XXX	Other support services-stud-regular	.00	.00	.00	.00
11-000-219-XXX	Other support serv - stud-spec-serv	308,376.00	207,996.48	56,198.79	44,180.73
11-000-221-XXX	Improvmt of inst/supp serv inst sf	112,531.00	81,385.66	28,249.34	2,896.00
11-000-222-XXX	Educational media serv/schl library	.00	.00	.00	.00
11-000-223-XXX	Staff Training Services	14,446.00	14,446.00	.00	.00
11-000-230-XXX	Supp. serv.- general administration	289,756.26	215,353.07	49,478.80	24,924.39
11-000-240-XXX	Supp. serv. - school administration	15,407.00	10,781.33	3,501.66	1,124.01
11-000-251-XXX	Supp. serv. - Central Services	175,357.00	131,019.94	40,581.80	3,755.26
11-000-252-XXX	Supp. serv. - Admin Info Technology	28,160.00	21,463.24	6,289.37	407.39
11-000-261-XXX	Allowable Maint. for School Fac.	248,560.91	235,332.71	7,712.61	5,515.59
11-000-262-XXX	Custodial Services	487,230.00	371,811.83	100,226.86	15,191.31
11-000-263-XXX	Care and Upkeep of Grounds	.00	.00	.00	.00
11-000-266-XXX	Security	26,050.00	12,959.32	4,277.98	8,812.70
11-000-270-XXX	Student transportation services	257,441.00	157,712.58	80,691.04	19,037.38
11-000-290-XXX	Other support services	.00	.00	.00	.00
11-000-291-XXX	Unallocated Benefits	204,689.00	180,949.44	10,194.08	13,545.48
11-000-310-XXX	Food services	.00	.00	.00	.00



REPORT OF THE SECRETARY TO THE BOARD OF EDUCATION
DISTRICT: BRADLEY BEACH BOARD OF ED
FUND 10
INTERIM STATEMENT
COMPARING BUDGETED REVENUE WITH ACTUAL TO DATE AND
APPROPRIATIONS WITH EXPENDITURES AND ENCUMBERANCES TO DATE
FOR NINE MONTH PERIOD ENDING 03/31/2019

11-000-500-56X	Transfer of funds to Chtr Schls	26,980.00	26,980.00	.00	.00
11-000-515-XXX	Retirement of ERIP Liability	.00	.00	.00	.00
11-000-520-XXX	Transfers to other funds	.00	.00	.00	.00
	Total general current expense				
	expenditures/uses of funds	7,281,188.17	5,047,563.43	1,925,839.48	307,785.26



REPORT OF THE SECRETARY TO THE BOARD OF EDUCATION
DISTRICT: BRADLEY BEACH BOARD OF ED
FUND 10
INTERIM STATEMENT
COMPARING BUDGETED REVENUE WITH ACTUAL TO DATE AND
APPROPRIATIONS WITH EXPENDITURES AND ENCUMBERANCES TO DATE
FOR NINE MONTH PERIOD ENDING 03/31/2019

EXPENDITURES	cont'd:	Appropriations	Expenditures	Encumbrance	Avail Balance
CAPITAL OUTLAY					
12-XXX-XXX-73X	Equipment	3,500.00	.00	.00	3,500.00
12-4XX-400-780	Infrastructure	.00	.00	.00	.00
12-000-4XX-XXX	Facilities acquis. & Const serv	21,662.00	17,329.60	4,332.40	.00
12-000-520-93X	Transfers	.00	.00	.00	.00
	Total capital outlay expenditures/ uses of funds	25,162.00	17,329.60	4,332.40	3,500.00
SPECIAL SCHOOL					
13-422-100-XXX	Summer school-instruction	.00	.00	.00	.00
13-422-200-XXX	Summer school-support services	.00	.00	.00	.00
113-4XX-100-XXX	Other spec. schools-instruction	.00	.00	.00	.00
13-4XX-200-XXX	Other spec. schools-support serv	.00	.00	.00	.00
13-601-200-XXX	Accr. evening/adult H.S. p/g sup svc	.00	.00	.00	.00
13-602-100-XXX	Adult education-local-instruction	.00	.00	.00	.00
13-602-200-XXX	Adult education-local-support serv	.00	.00	.00	.00
13-629-100-XXX	Vocational evening-local-instruction	.00	.00	.00	.00
13-631-100-XXX	Evening school foreign born lcl-inst	.00	.00	.00	.00
13-631-200-XXX	Evening school foreign born lcl-ssvc	.00	.00	.00	.00
13-000-520-XXX	Transfers	.00	.00	.00	.00
	Total special schools expenditures/uses of funds	.00	.00	.00	.00
TOTAL FUNDS 11-13 EXPENDITURES		7,306,350.17	5,064,893.03	1,930,171.88	311,285.26
ARRA ESF FND16					
16-1XX-100-XXX	Distributed Expenditures	.00	.00	.00	.00
16-2XX-100-XXX	Special Ed Programs	.00	.00	.00	.00
16-4XX-100-XXX	School Sponsored Activities	.00	.00	.00	.00
16-8XX-100-XXX	Community Services	.00	.00	.00	.00
16-000-XXX-XXX	Undistributed Expenses	.00	.00	.00	.00
	TOTAL FUND 16	.00	.00	.00	.00
ARRA GSF FND17					
17-1XX-100-XXX	Distributed Expenditures	.00	.00	.00	.00
17-2XX-100-XXX	Special Ed Programs	.00	.00	.00	.00
17-4XX-100-XXX	School Sponsored Activities	.00	.00	.00	.00
17-8XX-100-XXX	Community Services	.00	.00	.00	.00
17-000-XXX-XXX	Undistributed Expenses	.00	.00	.00	.00
	Total Fund 17	.00	.00	.00	.00
TOTAL FUNDS 16&17 EXPENDITURES		.00	.00	.00	.00
TOTAL FUNDS 11-19 EXPENDITURES		7,306,350.17	5,064,893.03	1,930,171.88	311,285.26

REPORT OF THE SECRETARY TO THE BOARD OF EDUCATION
DISTRICT: BRADLEY BEACH BOARD OF ED
FUND 20
INTERIM STATEMENT
COMPARING BUDGETED REVENUE WITH ACTUAL TO DATE AND
APPROPRIATIONS WITH EXPENDITURES AND ENCUMBERANCES TO DATE
FOR NINE MONTH PERIOD ENDING 03/31/2019

		Budgeted Estimated	Actual To Date	Note: Over or (Under)	Unrealized Balance
REVENUE					
52XX	From transfers	.00	.00	.00	.00
1XXX	From local sources	8,294.97	6,939.20	.00	1,355.77
2XXX	From intermediate sources	.00	.00	.00	.00
3XXX	From state sources	358,655.33	235,144.00	.00	123,511.33
4XXX	From federal sources	357,232.62	200,595.00	.00	156,637.62
TOTAL REVENUE/SOURCES OF FUNDS		724,182.92	442,678.20	.00	281,504.72
		Appropriations	Expenditures	Encumbrance	Avail Balance
EXPENDITURES					
20-00X-09X	Local Projects	8,294.97	245.13	.00	8,049.84
20-290-309	Other Special Projects	.00	.00	.00	.00
State Projects:					
20-211	Early Childhood Prog Aid	.00	.00	.00	.00
20-212	Demonstrably Eff Prog Aid	.00	.00	.00	.00
20-213	Distance Learning Network Aid	.00	.00	.00	.00
20-214	Instructional Supplemental Aid	.00	.00	.00	.00
20-217	Targeted At Risk Aid	.00	.00	.00	.00
20-218	Preschool Education	358,655.33	244,758.05	65,121.09	48,776.19
20-501	Nonpublic Textbooks	.00	.00	.00	.00
20-502-505	Nonpublic Auxilliary Services	.00	.00	.00	.00
20-506-508	Nonpublic Handicapped Services	.00	.00	.00	.00
20-509	Nonpublic Nursing Services	.00	.00	.00	.00
20-510	Nonpublic Technology	.00	.00	.00	.00
20-603-618	Adult Education	.00	.00	.00	.00
20-331-360	Vocational Education State	.00	.00	.00	.00
	Other Special Projects State	.00	.00	.00	.00
	Total State Projects	358,655.33	244,758.05	65,121.09	48,776.19
Federal Projects:					
20-231-239	NCLB Title I	182,061.00	113,521.70	34,875.44	33,663.86
20-260-269	NCLB Title V & VI	.00	.00	.00	.00
20-250-259	I.D.E.A. Part B (Handicapped)	140,795.62	89,214.59	46,390.24	5,190.79
20-361-399	P.L. 101-392 (Voc. Education)	.00	.00	.00	.00
20-619-628	P.L.91-230 (Adlt Basic Education)	.00	.00	.00	.00
	Other Special Projects Federal	34,376.00	24,437.98	6,324.00	3,614.02
	Total Federal Projects	357,232.62	227,174.27	87,589.68	42,468.67
Total Expenditures		724,182.92	472,177.45	152,710.77	99,294.70

REPORT OF THE SECRETARY TO THE BOARD OF EDUCATION
DISTRICT: BRADLEY BEACH BOARD OF ED
FUND 30
INTERIM STATEMENT
COMPARING BUDGETED REVENUE WITH ACTUAL TO DATE AND
APPROPRIATIONS WITH EXPENDITURES AND ENCUMBERANCES TO DATE
FOR NINE MONTH PERIOD ENDING 03/31/2019

		Budgeted Estimated	Actual To Date	Note: Over or (Under)	Unrealized Balance
REVENUE					
51XX	Sale of bonds	.00	.00	.00	.00
52XX	Transfer from other funds	.00	.00	.00	.00
	Other	.00	.00	.00	.00
TOTAL REVENUE/SOURCES OF FUNDS		.00	.00	.00	.00
		Appropriations	Expenditures	Encumbrance	Avail Balance
EXPENDITURES					
30-XXX-XXX-73X	Equipment	.00	.00	.00	.00
	Facilities acquisition and constr serv:				
30-000-4XX-100	Salaries	.00	.00	.00	.00
30-000-4XX-331	Legal Services	.00	.00	.00	.00
30-000-4XX-390	Other purchased prof. & tech. serv.	.00	.00	.00	.00
30-000-4XX-450	Construction services	.00	.00	.00	.00
30-000-4XX-610	General supplies	.00	.00	.00	.00
30-000-4XX-710	Land and improvements	.00	.00	.00	.00
30-000-4XX-722	Bldgs other than lease pur agrmnts	.00	.00	.00	.00
30-000-4XX-8XX	Other objects	.00	.00	.00	.00
	Total fac. acq. and constr. serv.	.00	.00	.00	.00
	Total expenditures	.00	.00	.00	.00
30-000-520-93X	Transfer to other funds	.00	.00	.00	.00
	Total expenditures and transfers	.00	.00	.00	.00

Prepared and submitted by:


Board Secretary


Date

REPORT OF THE SECRETARY TO THE BOARD OF EDUCATION
DISTRICT: BRADLEY BEACH BOARD OF ED
FUND 40
INTERIM STATEMENT
COMPARING BUDGETED REVENUE WITH ACTUAL TO DATE AND
APPROPRIATIONS WITH EXPENDITURES AND ENCUMBERANCES TO DATE
FOR NINE MONTH PERIOD ENDING 03/31/2019

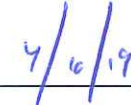
		Budgeted Estimated	Actual To Date	Note: Over or (Under)	Unrealized Balance
REVENUE					
51XX	Sale of bonds	.00	.00	.00	.00
52XX	Transfer from other funds	.00	.00	.00	.00
	Local Sources:				
1210	Local Tax Levy	174,182.00	174,182.00	.00	.00
40-1XXX	Miscellaneous	.00	.00	.00	.00
	Total	174,182.00	174,182.00	.00	.00
State Sources:					
3160	Debt Service Aid Type II	.00	.00	.00	.00
3251	Add. State School Bld Aid Ch. 17	.00	.00	.00	.00
3252	Add. State School Bldg Aid Ch. 1	.00	.00	.00	.00
3253	Add. State School Bldg Aid Ch. 7	.00	.00	.00	.00
	Total	.00	.00	.00	.00
TOTAL REVENUE/SOURCES OF FUNDS		174,182.00	174,182.00	.00	.00

		Appropriations	Expenditures	Encumbrance	Avail Balance
EXPENDITURES					
40-000-515-XXX	Retirement of ERIP Liability	.00	.00	.00	.00
	Debt Service - Regular				
40-701-510-723	Princ Pmt-Comm Appr Lease Pur Agrmt	.00	.00	.00	.00
40-701-510-830	Interest	.00	.00	.00	.00
40-701-510-833	Interest Pmts-Comm Appr Ls Pur Agrm	.00	.00	.00	.00
40-701-510-834	Interest on Bonds	29,188.00	14,590.63	.00	14,597.37
40-701-510-835	Interest on Rearly Ret Bonds	.00	.00	.00	.00
40-701-510-910	Redemption of principal	145,000.00	.00	.00	145,000.00
40-701-510-920	Amnts paid into sinking fund	.00	.00	.00	.00
	Total	174,188.00	14,590.63	.00	159,597.37
	Additional State School Bldg. Aid-C.177				
40-702-510-830	Interest	.00	.00	.00	.00
40-702-510-910	Redemption of principal	.00	.00	.00	.00
	Total	.00	.00	.00	.00
	Additional State School Bldg. Aid-C.10				
40-703-510-830	Interest	.00	.00	.00	.00
40-703-510-910	Redemption of principal	.00	.00	.00	.00
	Total	.00	.00	.00	.00
	Additional State School Bldg. Aid-C.74				
40-704-510-830	Interest	.00	.00	.00	.00
40-704-510-910	Redemption of principal	.00	.00	.00	.00
	Total	.00	.00	.00	.00
	Total uses of funds before transfers	174,188.00	14,590.63	.00	159,597.37
40-000-520-930	Transfers to other funds	.00	.00	.00	.00
	Total uses of funds	174,188.00	14,590.63	.00	159,597.37

Prepared and submitted by:



Board Secretary



Date



prepared 04/10/19 17:01:47

REPORT OF THE SECRETARY
TO THE BOARD OF EDUCATION
BRADLEY BEACH BOARD OF ED
FUND 10

SCHEDULE OF REVENUES

ACTUAL COMPARED TO ESTIMATED
03/31/19

	Estimated	Actual	Unrealized
51XX Bond Principal ERIP	.00	.00	.00
52XX Transfers from other funds	.00		.00
LOCAL SOURCES:			
1210 Local Tax Levy	5,977,008.00	5,977,008.00	.00
1211 Local Tax Levy - Capital Resrv Incrs	.00	.00	.00
121X Other Local Sources	.00		.00
12XX Other governmental units	.00		.00
131X Tuition-from individuals	15,250.00	18,780.00	-3,530.00
132X -from other LEA'S within NJ	.00	.00	.00
1330-1340 -other	.00		.00
142X Transp.-from other LEA's within NJ	.00		.00
1430-1440 -other	.00		.00
1XXX Miscellaneous	10,000.00	73,151.91	-63,151.91
TOTAL	6,002,258.00	6,068,939.91	-66,681.91
2XXX INTERMEDIATE SOURCES	.00	.00	.00
STATE SOURCES			
3110 Foundation Aid	.00	.00	.00
3111 Core Curric Std. Aid	.00		.00
3112 Addtnl Core Curr Std. Aid	.00		.00
3113 Addtnl Suppmnt Core Curr Aid	.00		.00
3114 Abbot Parity Remedy Aid	.00		.00
3115 Addtnl Abbot vs Burke Aid	.00		.00
3116 School Choice Aid	.00		.00
3117 School Choice Stabilization Aid	.00		.00
3118 Discretionary Ed OpportunityAid	.00		.00
312X Transportation Aid	85,575.00	85,575.00	.00
313X Special Education Aid	221,110.00	221,110.00	.00
314X Bilingual Aid	.00	.00	.00
315X Aid for At-Risk Pupils	.00		.00
317X Transition Aid	715,174.00	715,174.00	.00
318X NEW Aid	.00	.00	.00
3191 Public School Law Enforcement	.00		.00
3193 Teacher Quality Employment Act	.00		.00
3194 Capital Grant Entitlement Program	.00		.00
3195 Consolidated Aid	.00		.00
3196 Additional Formula Aid	.00		.00
3197 Full Day Kindgtn Spl Aid	.00		.00
3XXX Other State Aids	.00		.00
TOTAL	1,021,859.00	1,021,859.00	.00

REPORT OF THE SECRETARY
TO THE BOARD OF EDUCATION
BRADLEY BEACH BOARD OF ED
FUND 10
SCHEDULE OF REVENUES
ACTUAL COMPARED TO ESTIMATED
03/31/19

FEDERAL SOURCES:

4100	P.L.81-874 (IMPACT)	.00	.00	.00
4200	Medical Reimbursement	.00		.00
4522	Fund 18 Jobs Fund	.00		.00
	TOTAL	.00		.00
	TOTAL REVENUES/SOURCES OF FUNDS	7,024,117.00	7,090,798.91	-66,681.91

REPORT OF THE SECRETARY
TO THE BOARD OF EDUCATION
BRADLEY BEACH BOARD OF ED
FUND 10

STATEMENT OF APPROPRIATIONS

COMPARED WITH EXPENDITURES AND ENCUMBERANCES

03/31/19

	Appropriations	Expenditures	Encumbrances	Balance
	-----	-----	-----	-----
Regular programs - Instruction				
11-105-100-101 Pre/Kindgtn salaries of teachers	2,950.00	2,287.50	.00	662.50
11-110-100-101 Kindergarten Salaries of teachers	135,020.00	93,467.27	41,552.73	.00
11-110-100-2XX Allocated Benefits	10,293.00	8,096.58	2,183.42	13.00
11-120-100-101 Grades 1-5 salaries of teachers	1,069,524.00	738,275.52	331,242.48	6.00
11-120-100-2XX Allocated Benefits	273,368.00	174,448.09	98,919.91	.00
11-130-100-101 Grades 6-8 salaries of teachers	756,057.00	511,231.30	244,825.70	.00
11-130-100-2XX Allocated Benefits	154,738.00	113,641.28	41,096.72	.00
Total Instruction	2,401,950.00	1,641,447.54	759,820.96	681.50
Home Instruction:				
11-150-100-101 Salaries of teachers	1,000.00	680.00	320.00	.00
Total Home Instr	1,000.00	680.00	320.00	.00
Regular programs - undis. instr.:				
11-190-100-2XX Allocated Benefits	12,685.00	12,685.00	.00	.00
11-190-100-5XX Other purchased services	8,000.00	1,531.00	.00	6,469.00
11-190-100-610 General supplies	89,342.00	60,368.91	6,650.65	22,322.44
11-190-100-640 Textbooks	12,610.00	12,600.85	.00	9.15
11-190-100-8XX Other objects	51,000.00	35,676.72	7,438.10	7,885.18
Total Reg Prog-Undist	173,637.00	122,862.48	14,088.75	36,685.77
Total Regular Progs	2,576,587.00	1,764,990.02	774,229.71	37,367.27
SPECIAL EDUCATION - PROGRAMS				
Neurologically impaired				
11-204-100-101 Salaries of teachers	41,309.00	28,803.52	12,505.48	.00
11-204-100-2XX Allocated Benefits	31,258.00	17,921.08	13,311.92	25.00
11-204-100-610 General supplies	565.00	562.81	.00	2.19
Total	73,132.00	47,287.41	25,817.40	27.19
Multiply handicapped:				
Resource room:				
Autistic:				
Preschool handicapped-full-time:				
Home instruction:				
11-219-100-101 S alaries of teachers	1,000.00	.00	.00	1,000.00
Total	1,000.00	.00	.00	1,000.00
Total Special Education-Instruction	74,132.00	47,287.41	25,817.40	1,027.19

REPORT OF THE SECRETARY
TO THE BOARD OF EDUCATION
BRADLEY BEACH BOARD OF ED
FUND 10
STATEMENT OF APPROPRIATIONS

COMPARED WITH EXPENDITURES AND ENCUMBERANCES
03/31/19

	Appropriations	Expenditures	Encumbrances	Available Balance
	-----	-----	-----	-----
Basic skills/remedial - Instruction				
11-230-100-610 General Supplies	1,000.00	266.98	51.70	681.32
Total	1,000.00	266.98	51.70	681.32
Bilingual education - Instruction				
11-240-100-101 Salaries of teachers	68,423.00	47,670.82	20,752.18	.00
11-240-100-2XX Allocated Benefits	15,295.00	11,138.27	4,154.73	2.00
11-240-100-610 General supplies	610.00	608.45	.00	1.55
Total	84,328.00	59,417.54	24,906.91	3.55
School spons.cocurricular activities-Instruction				
11-401-100-1XX Salaries	32,747.00	21,537.80	11,209.20	.00
11-401-100-6XX Supplies and materials	250.00	96.00	.00	154.00
11-401-100-8XX Other objects	8,605.00	7,823.00	.00	782.00
Total	41,602.00	29,456.80	11,209.20	936.00
School sponsored athletics-Instruct.				
11-402-100-1XX Salaries	24,380.00	17,134.40	7,245.60	.00
11-402-100-5XX Purchased services	15,000.00	7,555.00	.00	7,445.00
11-402-100-6XX Supplies and materials	3,500.00	1,076.27	160.96	2,262.77
Total	42,880.00	25,765.67	7,406.56	9,707.77
Before/After School Programs - Instruction				
11-421-100-1XX Salaries	8,100.00	4,100.00	4,000.00	.00
Total	8,100.00	4,100.00	4,000.00	.00
Summer School - Instruction				
11-422-100-1XX Salaries	22,130.00	15,070.00	7,060.00	.00
Total	22,130.00	15,070.00	7,060.00	.00
Other Instructional programs - Instruction				
Total Distributed Expenditures	2,850,759.00	1,946,354.42	854,681.48	49,723.10

REPORT OF THE SECRETARY
TO THE BOARD OF EDUCATION
BRADLEY BEACH BOARD OF ED
FUND 10
STATEMENT OF APPROPRIATIONS

COMPARED WITH EXPENDITURES AND ENCUMBERANCES
03/31/19

	Appropriations	Expenditures	Encumbrances	Available Balance
	-----	-----	-----	-----
UNDISTRIBUTED EXPENDITURES				
Instruction				
11-000-100-561 Tuition LEAs w/i state - reg.	1,115,583.00	700,735.12	371,264.88	43,583.00
11-000-100-562 Tuition LEAs w/i state - spec.	302,782.00	165,460.40	109,079.60	28,242.00
11-000-100-563 Tuition to co.voc.sch. dist-reg.	43,745.00	18,774.00	8,046.00	16,925.00
11-000-100-564 Tuition to co voc schl dist-spec and regional day schools	33,660.00	19,635.00	.00	14,025.00
11-000-100-566 Tuit-priv.sch.handi.w/i state	346,237.00	261,418.69	83,823.94	994.37
Total	1,842,007.00	1,166,023.21	572,214.42	103,769.37
Attendance and social work services				
11-000-211-1XX Salaries	58,810.00	44,107.38	14,702.62	.00
11-000-211-2XX Allocated Benefits	25,075.00	15,764.34	9,294.66	16.00
11-000-211-6XX Supplies and materials	310.00	306.47	.00	3.53
Total	84,195.00	60,178.19	23,997.28	19.53
Health services				
11-000-213-1XX Salaries	70,313.00	48,598.52	20,914.48	800.00
11-000-213-2XX Allocated Benefits	356.00	.00	356.00	.00
11-000-213-3XX Purchased prof.& tech. services	4,740.00	1,818.00	2,897.00	25.00
11-000-213-6XX Supplies and materials	1,650.00	1,355.71	.00	294.29
11-000-213-8XX Other objects	150.00	150.00	.00	.00
Total	77,209.00	51,922.23	24,167.48	1,119.29
Undist. Expend. Other Supp. Serv.				
Students - Related Services:				
11-000-216-100 Salaries	52,156.00	36,509.20	15,646.80	.00
11-000-216-2XX Allocated Benefits	32,136.00	24,625.68	7,338.32	172.00
11-000-216-320 Purchased prof.- ed. services	35,100.00	24,950.00	9,961.50	188.50
11-000-216-6XX Supplies and materials	500.00	309.15	.00	190.85
Total	119,892.00	86,394.03	32,946.62	551.35
Undist. Expend. Other Supp. Serv.				
Students - Extraordinary Services:				
11-000-217-100 Salaries	63,814.00	34,341.74	16,259.88	13,212.38
11-000-217-2XX Allocated Benefits	48,328.00	34,158.01	14,169.99	.00
Total	112,142.00	68,499.75	30,429.87	13,212.38
Other supp.serv.- students - regular				

REPORT OF THE SECRETARY
TO THE BOARD OF EDUCATION
BRADLEY BEACH BOARD OF ED
FUND 10

STATEMENT OF APPROPRIATIONS

COMPARED WITH EXPENDITURES AND ENCUMBERANCES
03/31/19

	Appropriations	Expenditures	Encumbrances	Available Balance
	-----	-----	-----	-----
Other supp. serv.-				
students - special services				
11-000-219-104 Salaries of other prof. staff	260,066.00	174,635.55	42,846.00	42,584.45
11-000-219-2XX Allocated Benefits	36,085.00	28,925.55	7,110.45	49.00
11-000-219-320 Purchased prof.- ed. services	5,480.00	.00	5,400.00	80.00
11-000-219-6XX Supplies and materials	4,895.00	2,924.77	503.00	1,467.23
11-000-219-8XX Other objects	1,850.00	1,510.61	339.34	.05
Total	308,376.00	207,996.48	56,198.79	44,180.73
Improvement of Instruction services				
other support serv.-Instr.staff				
11-000-221-102 Salaries of supervisors of instr	79,373.00	59,529.78	19,843.22	.00
11-000-221-104 Salaries of oth profess. staff	2,000.00	480.00	1,520.00	.00
11-000-221-105 Salaries of secr & cler. assts.	27,544.00	20,657.88	6,886.12	.00
11-000-221-2XX Allocated Benefits	2,414.00	.00	.00	2,414.00
11-000-221-6XX Supplies and materials	400.00	.00	.00	400.00
11-000-221-8XX Other objects	800.00	718.00	.00	82.00
Total	112,531.00	81,385.66	28,249.34	2,896.00
Educational media serv/sch. library				
Instructional Staff Training Services:				
11-000-223-320 Purchased prof.- ed. services	3,766.00	3,766.00	.00	.00
11-000-223-5XX Other purchased services	10,680.00	10,680.00	.00	.00
Total	14,446.00	14,446.00	.00	.00
Support services - general administration				
11-000-230-1XX Salaries	176,191.00	132,089.76	44,101.24	.00
11-000-230-331 Legal services	15,000.00	6,825.00	.00	8,175.00
11-000-230-332 Audit Fees	22,961.00	22,961.00	.00	.00
11-000-230-334 Architectural/Engineering Svcs.	16,603.26	4,811.04	.00	11,792.22
11-000-230-339 Other purchased prof. services	20,142.00	15,232.50	3,750.00	1,159.50
11-000-230-530 Communications/telephone	10,220.00	8,757.01	585.67	877.32
11-000-230-585 BOE Other Purch Svcs(ex Tvl)	5,600.00	4,490.89	.00	1,109.11
11-000-230-590 Other purchased services	5,550.00	5,506.32	.00	43.68
11-000-230-6XX Supplies and materials	9,250.00	7,345.59	702.56	1,201.85
11-000-230-890 Miscellaneous expenditures	4,439.00	3,632.76	339.33	466.91
11-000-230-895 BOE Memberships,Dues,&Fees	3,800.00	3,701.20	.00	98.80
Total	289,756.26	215,353.07	49,478.80	24,924.39

REPORT OF THE SECRETARY
TO THE BOARD OF EDUCATION
BRADLEY BEACH BOARD OF ED
FUND 10
STATEMENT OF APPROPRIATIONS

COMPARED WITH EXPENDITURES AND ENCUMBERANCES
03/31/19

	Appropriations	Expenditures	Encumbrances	Available Balance
	-----	-----	-----	-----
Support services- school admin				
11-000-240-103 Salaries of principals/asst.prin	14,007.00	10,505.34	3,501.66	.00
11-000-240-6XX Supplies and materials	200.00	185.99	.00	14.01
11-000-240-8XX Other objects	1,200.00	90.00	.00	1,110.00
Total	15,407.00	10,781.33	3,501.66	1,124.01
Support Services-Central Services				
11-000-251-1XX Salaries	154,242.00	116,769.29	34,972.71	2,500.00
11-000-251-330 Purchased prof services	600.00	300.00	.00	300.00
11-000-251-340 Purchased tech services	13,050.00	8,028.00	4,986.00	36.00
11-000-251-600 Supplies And Materials	3,450.00	2,740.73	283.76	425.51
11-000-251-890 Misc Expenditures	4,015.00	3,181.92	339.33	493.75
Total	175,357.00	131,019.94	40,581.80	3,755.26
Support Services-Admin Info Tech				
11-000-252-1XX Salaries	22,660.00	16,994.88	5,665.12	.00
11-000-252-600 Supplies And Materials	5,500.00	4,468.36	624.25	407.39
Total	28,160.00	21,463.24	6,289.37	407.39
Required Maintenance for School Facilities				
11-000-261-100 Salaries	15,720.00	11,790.00	3,930.00	.00
11-000-261-420 Cleaning, repair & Maint Serv	198,119.91	189,349.07	3,675.54	5,095.30
11-000-261-610 General Supplies	19,000.00	18,804.05	107.07	88.88
11-000-261-800 Other Objects	15,721.00	15,389.59	.00	331.41
Total	248,560.91	235,332.71	7,712.61	5,515.59
Other Oper. & Maint. of Plant Services				
11-000-262-1XX Salaries	198,401.00	143,526.39	53,609.94	1,264.67
11-000-262-2XX Allocated Benifits	120,822.00	103,970.73	16,256.66	594.61
11-000-262-300 Purchased Prof & Tech Services	10,810.00	6,658.91	4,110.00	41.09
11-000-262-490 Other Purchased Property Srvcs	6,500.00	2,886.58	1,813.42	1,800.00
11-000-262-520 Insurance	53,697.00	50,551.10	.00	3,145.90
11-000-262-610 General Supplies	15,000.00	9,984.19	258.05	4,757.76
11-000-262-621 Energy - Natural Gas	37,500.00	25,433.44	12,066.56	.00
11-000-262-622 Energy - Electricity	44,500.00	28,800.49	12,112.23	3,587.28
Total	487,230.00	371,811.83	100,226.86	15,191.31

REPORT OF THE SECRETARY
TO THE BOARD OF EDUCATION
BRADLEY BEACH BOARD OF ED
FUND 10
STATEMENT OF APPROPRIATIONS

COMPARED WITH EXPENDITURES AND ENCUMBERANCES
03/31/19

	Appropriations -----	Expenditures -----	Encumbrances -----	Available Balance -----
Care and Upkeep of Grounds				
Security				
11-000-266-300 Purchased Prof & Tech Serv	9,300.00	1,172.50	.00	8,127.50
11-000-266-420 Cleaning, repair & Maint Serv	12,250.00	7,943.84	4,277.98	28.18
11-000-266-610 General Supplies	4,500.00	3,842.98	.00	657.02
Total	26,050.00	12,959.32	4,277.98	8,812.70
Student transportation serv				
11-000-270-160 Salaries (btw. home & school reg	30,841.00	23,130.72	7,710.28	.00
11-000-270-503 Contrac. serv. (aid in lieu non	3,000.00	1,000.00	1,000.00	1,000.00
11-000-270-512 Con. Serv. (oth than home & sch)	100.00	.00	.00	100.00
11-000-270-513 Contr Serv Btwn Hm/School	48,849.00	35,102.88	8,775.83	4,970.29
11-000-270-515 Contr Servs (Specd Ed Joint)	25,000.00	9,627.20	2,406.69	12,966.11
11-000-270-517 Contr Serv/Reg Stu. ESC's	14,393.00	8,202.47	6,190.33	.20
11-000-270-518 Contr Serv/Spl Ed Stu. ESC's	135,258.00	80,649.31	54,607.91	.78
Total	257,441.00	157,712.58	80,691.04	19,037.38

REPORT OF THE SECRETARY
TO THE BOARD OF EDUCATION
BRADLEY BEACH BOARD OF ED
FUND 10
STATEMENT OF APPROPRIATIONS

COMPARED WITH EXPENDITURES AND ENCUMBERANCES
03/31/19

	Appropriations	Expenditures	Encumbrances	Available Balance
	-----	-----	-----	-----
Business & other supp. serv.				
Unallocated Benefits:				
11-000-291-220 Soc. security contrib.	29,307.00	29,306.16	.00	.84
11-000-291-241 Other retirement contrib - reg	82,007.00	78,370.54	475.53	3,160.93
11-000-291-250 Unemployment compensation	5,000.00	.00	.00	5,000.00
11-000-291-260 Workmen's Compensation	4,000.00	3,293.34	.00	706.66
11-000-291-270 Health Benefits	71,898.00	59,979.40	9,718.55	2,200.05
11-000-291-280 Tuition Reimbursement	2,477.00	.00	.00	2,477.00
11-000-291-290 Other Employee Benefits	10,000.00	10,000.00	.00	.00
Total	204,689.00	180,949.44	10,194.08	13,545.48
Food services				
11-000-500-56X Transfr of Fnds to Chrtr Schls	26,980.00	26,980.00	.00	.00
Total undistributed expenditures	4,430,429.17	3,101,209.01	1,071,158.00	258,062.16
Total general current expense expenditures	7,281,188.17	5,047,563.43	1,925,839.48	307,785.26
Total general current expense expenditures and transfers	7,281,188.17	5,047,563.43	1,925,839.48	307,785.26

REPORT OF THE SECRETARY
TO THE BOARD OF EDUCATION
BRADLEY BEACH BOARD OF ED
FUND 10
STATEMENT OF APPROPRIATIONS
COMPARED WITH EXPENDITURES AND ENCUMBERANCES
03/31/19

	Appropriations -----	Expenditures -----	Encumbrances -----	Available Balance -----
CAPITAL OUTLAY				
EQUIPMENT:				
Reg. programs - instruction:				
12-130-100-730 Grades 6-8	3,500.00	.00	.00	3,500.00
Special education - instruction:				

REPORT OF THE SECRETARY
TO THE BOARD OF EDUCATION
BRADLEY BEACH BOARD OF ED
FUND 10
STATEMENT OF APPROPRIATIONS

COMPARED WITH EXPENDITURES AND ENCUMBERANCES
03/31/19

	Appropriations -----	Expenditures -----	Encumbrances -----	Available Balance -----
Undistributed expenditures:				
Undistr expend.-student transp.:				
12-XXX-X00-730 Special schools (all programs)				
Total Equipment 73X	3,500.00	.00	.00	3,500.00
FACILITIES ACQ. AND CONSTR. SERV.				
12-000-4XX-8XX Other objects	21,662.00	17,329.60	4,332.40	.00
Total	21,662.00	17,329.60	4,332.40	.00
Total capital outlay expenditures	25,162.00	17,329.60	4,332.40	3,500.00

REPORT OF THE SECRETARY
TO THE BOARD OF EDUCATION
BRADLEY BEACH BOARD OF ED
FUND 10

STATEMENT OF APPROPRIATIONS

COMPARED WITH EXPENDITURES AND ENCUMBERANCES
03/31/19

	Appropriations	Expenditures	Encumbrances	Available Balance
	-----	-----	-----	-----
SPECIAL SCHOOLS				
Summer School - Instruction				
Summer School - support services				
Other special schools - instruction				
Other special schools - supp services				
Acc Evn Adlt HS Post Grad Instruction				
Acc Evn Adult HS Post Grd-support services				
Adult Education - local - instruction				
Adult Education - local - support services				
Vocational Evening-local Instruction				
Vocational Evening-local-Support Serv.				
Eve. Sch-Foreign Born Local Instr.				
Eve. Sch.-Foreign Born Local Supp. Serv.				
TOT FNDS 11-13 EXPENDITURES	7,306,350.17	5,064,893.03	1,930,171.88	311,285.26

REPORT OF THE SECRETARY
TO THE BOARD OF EDUCATION
BRADLEY BEACH BOARD OF ED
FUND 10

STATEMENT OF APPROPRIATIONS

COMPARED WITH EXPENDITURES AND ENCUMBERANCES
03/31/19

	Appropriations -----	Expenditures -----	Encumbrances -----	Available Balance -----
Fund 16				
Distributed Expenditures				
Special Ed Programs				
School Sponsd Activities				
Community Services				
Undistributed Expenditures				
Fund 17				
Distributed Expenditures				
Special Ed Programs				
School Sponsd Activities				
Community Services				
Undistributed Expenditures				
Fund 18				
Undistributed Expenditures				
Distributed Expenditures				
 TOTAL FUNDS 11-18	7,306,350.17	5,064,893.03	1,930,171.88	311,285.26

I hereby certify that no line item has encumbrances or expenditures which in total exceed the line item appropriation in violation of 6:20-2A.10(a).

9/10/19

Date




Board Secretary

REPORT OF THE SECRETARY
TO THE BOARD OF EDUCATION
BRADLEY BEACH BOARD OF ED
FUND 20
STATEMENT OF APPROPRIATIONS

COMPARED WITH EXPENDITURES AND ENCUMBERANCES
03/31/19

	Appropriations -----	Expenditures -----	Encumbrances -----	Available Balance -----
Early Childhood Program Aid-Instruct.				
Early Childhood Program Aid-Supp Serv				
Early Childhood Program Aid-Fac Acq				
Demonstrably Effective Prog Aid-Instr.				
Demonstrably Effec Prg Aid-Supp Serv				
Demonstrably Effec Prgm Aid-Fac Acq				
Distance Learn Network Aid-Supp Serv				
Distance Learn Network Aid-Fac Acq				
Instructional Supplemental Aid-Instr.				
Instructional Supplem Aid-Supp Serv.				
Targeted At Risk Aid Instruction				
Targeted At Risk Aid Supp Serv.				
Facility Acq Equipment				
Preschool Education				
20-218-100-101 Salaries of teachers	197,445.00	129,099.81	44,860.19	23,485.00
20-218-100-106 Other salaries for instruction	64,300.80	42,317.13	5,453.87	16,529.80
20-218-100-6XX General supplies	3,141.14	2,754.32	386.82	.00
Total	264,886.94	174,171.26	50,700.88	40,014.80
<hr/>				
Preschool Education Aid-Supp Serv.				
20-218-200-200 Persl serv-empl benef.	93,768.39	70,586.79	14,420.21	8,761.39
Total	93,768.39	70,586.79	14,420.21	8,761.39
<hr/>				
Facility Acq Equipment				
Total Preschool Aid	358,655.33	244,758.05	65,121.09	48,776.19
<hr/>				
TOTAL FUND 20	358,655.33	244,758.05	65,121.09	48,776.19

I hereby certify that no line item has encumbrances or expenditures which in total exceed the line item appropriation in violation of 6:20-2A.10(a).

4/10/19 



REPORT OF THE SECRETARY
TO THE BOARD OF EDUCATION
BRADLEY BEACH BOARD OF ED
FUND 20
STATEMENT OF APPROPRIATIONS
COMPARED WITH EXPENDITURES AND ENCUMBERANCES
03/31/19

Date	Board Secretary	Appropriations -----	Expenditures -----	Encumbrances -----	Available Balance -----
------	-----------------	-------------------------	-----------------------	-----------------------	-------------------------------




REPORT OF THE TREASURER TO THE BRADLEY BEACH BOARD OF EDUCATION
FOR THE MONTH ENDING

3/31/19

PAGE 1 OF 6

FUNDS	CASH BALANCE	CASH RECEIPTS THIS MONTH	CASH DISBURSEMENTS THIS MONTH	ENDING CASH BALANCE(1+2-3)
GENERAL FUND--FUND 10	\$1,510,752.20	\$672,435.76	\$760,575.17	\$1,422,612.79
SPECIAL REVENUE FUND--FUND 20	(\$48,849.50)	\$104,413.00	\$59,300.36	(\$3,736.86)
CAPITAL PROJECTS FUND--FUND 30	\$0.00	\$0.00	\$0.00	\$0.00
DEBT SERVICE FUND--FUND 40	\$97,672.19	\$15,482.00	\$0.00	\$113,154.19
TOTAL GOVERNMENTAL FUNDS	\$1,559,574.89	\$792,330.76	\$819,875.53	\$1,532,030.12
ENTERPRISE FUND--FUND 5X	\$24,168.59	\$15,380.56	\$28,118.40	\$11,430.75
PAYROLL	\$1.77	\$203,729.90	\$203,729.54	\$2.13
PAYROLL AGENCY	\$144,576.53	\$171,088.36	\$157,666.30	\$157,998.59
UNEMPLOYMENT TRUST	\$12,335.32	\$0.48	\$0.00	\$12,335.80
TOTAL TRUST & AGENCY FUNDS	\$156,913.62	\$374,818.74	\$361,395.84	\$170,336.52
TOTAL ALL FUNDS	\$1,740,657.10	\$1,182,530.06	\$1,209,389.77	\$1,713,797.39

PREPARED & SUBMITTED BY



4/11/2019

TREASURER OF SCHOOL MONIES

DATE

BRADLEY BEACH BOARD OF EDUCATION BANK RECONCILIATION--CASH ACCOUNT
 BANK: BANK OF AMERICA
 ACCOUNT #726-0100062

STATEMENT DATE:	3/31/19		
BALANCE PER BANK			\$1,555,044.34
ADDITIONS: DEPOSITS IN TRANSIT	DATE	AMOUNT	
		\$0.00	
		\$0.00	
		\$0.00	
TOTAL DEPOSITS IN TRANSIT			\$0.00
		AMOUNT	
DEDUCTIONS: OUTSTANDING CHECKS		\$23,014.20	
		\$0.00	
OTHER		\$0.02	
TOTAL DEDUCTIONS		\$23,014.22	
NET RECONCILING ITEMS			(\$23,014.22)
ADJUSTED BALANCE PER BANK			\$1,532,030.12

BALANCE PER BOARD SECRETARY'S RECORDS AS OF _____
 RECONCILING ITEMS:
 ADDITIONS
 INTEREST EARNED _____
 OTHER (EXPLAIN) _____
 TOTAL ADDITIONS _____
 DEDUCTIONS
 BANK CHARGES _____
 OTHER (EXPLAIN) _____
 TOTAL DEDUCTIONS _____
 NET RECONCILING ITEMS _____
 ADJUSTED BOARD SECRETARY'S BALANCE AS OF _____
 BANK OF AMERICA CERTIFICATES OF DEPOSIT: _____ \$0.00

BRADLEY BEACH BOARD OF EDUCATION BANK RECONCILIATION--PAYROLL/AGENCY
 BANK: BANK OF AMERICA
 ACCOUNT #726-0102200

STATEMENT DATE:	3/31/19		
BALANCE PER BANK			\$182,069.55
ADDITIONS: DEPOSITS IN TRANSIT	DATE	AMOUNT	
		\$0.00	
		\$0.00	
		\$0.00	
TOTAL DEPOSITS IN TRANSIT		\$0.00	
		AMOUNT	
DEDUCTIONS: OUTSTANDING CHECKS		\$24,070.96	
OTHER		\$0.00	
TOTAL DEDUCTIONS		\$24,070.96	
NET RECONCILING ITEMS			(\$24,070.96)
ADJUSTED BALANCE PER BANK			\$157,998.59

BALANCE PER BOARD SECRETARY'S RECORDS AS OF _____
 RECONCILING ITEMS:
 ADDITIONS
 INTEREST EARNED _____
 OTHER (EXPLAIN) _____
 TOTAL ADDITIONS _____
 DEDUCTIONS
 BANK CHARGES _____
 OTHER (EXPLAIN) _____
 TOTAL DEDUCTIONS _____
 NET RECONCILING ITEMS _____
 ADJUSTED BOARD SECRETARY'S BALANCE AS OF _____

BRADLEY BEACH BOARD OF EDUCATION BANK RECONCILIATION--PAYROLL ACCOUNT

BANK: BANK OF AMERICA

ACCOUNT #726-0100089

STATEMENT DATE: 3/31/19

BALANCE PER BANK

\$4,253.17

ADDITIONS: DEPOSITS IN TRANSIT	DATE	AMOUNT
		\$0.00
		\$0.00
		\$0.00
TOTAL DEPOSITS IN TRANSIT		\$0.00
		AMOUNT
DEDUCTIONS: OUTSTANDING CHECKS		\$4,251.04
OTHER		\$0.00
TOTAL DEDUCTIONS		\$4,251.04

NET RECONCILING ITEMS

(\$4,251.04)

ADJUSTED BALANCE PER BANK

\$2.13

BALANCE PER BOARD SECRETARY'S RECORDS AS OF _____

RECONCILING ITEMS:

ADDITIONS

INTEREST EARNED _____

OTHER (EXPLAIN) _____

TOTAL ADDITIONS _____

DEDUCTIONS

BANK CHARGES _____

OTHER (EXPLAIN) _____

TOTAL DEDUCTIONS _____

NET RECONCILING ITEMS _____

ADJUSTED BOARD SECRETARY'S BALANCE AS OF _____

BRADLEY BEACH BOARD OF EDUCATION BANK RECONCILIATION--UNEMPLOYMENT INSURANCE

BANK: BANK OF AMERICA

ACCOUNT #726-0101875

STATEMENT DATE: 3/31/19

BALANCE PER BANK

\$12,335.80

ADDITIONS: DEPOSITS IN TRANSIT	DATE	AMOUNT
		\$0.00
		\$0.00
		\$0.00
TOTAL DEPOSITS IN TRANSIT		\$0.00
		AMOUNT
DEDUCTIONS: OUTSTANDING CHECKS		\$0.00
OTHER		\$0.00
TOTAL DEDUCTIONS		\$0.00

NET RECONCILING ITEMS

\$0.00

ADJUSTED BALANCE PER BANK

\$12,335.80

BALANCE PER BOARD SECRETARY'S RECORDS AS OF _____

RECONCILING ITEMS:

ADDITIONS

INTEREST EARNED _____

OTHER (EXPLAIN) _____

TOTAL ADDITIONS _____

DEDUCTIONS

BANK CHARGES _____

OTHER (EXPLAIN) _____

TOTAL DEDUCTIONS _____

NET RECONCILING ITEMS _____

ADJUSTED BOARD SECRETARY'S BALANCE AS OF _____

BRADLEY BEACH BOARD OF EDUCATION BANK RECONCILIATION--CAFETERIA ACCT.
 BANK: BANK OF AMERICA
 ACCOUNT #726-0101344

STATEMENT DATE: 3/31/19

BALANCE PER BANK

\$11,430.75

ADDITIONS: DEPOSITS IN TRANSIT	DATE	AMOUNT
		\$0.00
		\$0.00
		\$0.00
TOTAL DEPOSITS IN TRANSIT		\$0.00
		AMOUNT
DEDUCTIONS: OUTSTANDING CHECKS		\$0.00
		\$0.00
OTHER		\$0.00
TOTAL DEDUCTIONS		\$0.00

NET RECONCILING ITEMS

\$0.00

ADJUSTED BALANCE PER BANK

\$11,430.75

BALANCE PER BOARD SECRETARY'S RECORDS AS OF _____

RECONCILING ITEMS:

ADDITIONS

INTEREST EARNED _____

OTHER (EXPLAIN) _____

TOTAL ADDITIONS _____

DEDUCTIONS

BANK CHARGES _____

OTHER (EXPLAIN) _____

TOTAL DEDUCTIONS _____

NET RECONCILING ITEMS _____

ADJUSTED BOARD SECRETARY'S BALANCE AS OF _____

OUTSTANDING CHECKS AS OF 3/31/19
SALARY CASH ACCOUNT #726-0100089

CHECK #	AMOUNT	CHECK #	AMOUNT
26477	\$973.47		
28581	\$302.55		
30002	\$433.21		
30879	\$407.21		
31827	\$136.98		
32619	\$136.24		
33132	\$305.67		
33141	\$1,420.19		
33142	\$135.52		

GRAND TOTAL, SALARY ACCOUNT

\$4,251.04

OUTSTANDING CHECKS AS OF 3/31/19
CASH ACCOUNT #726-0100062

PAGE 6 OF 6

CHECK #	AMOUNT	CHECK #	AMOUNT
18106	\$1,258.71		
18220	\$100.00		
18304	\$170.00		
18322	\$25.96		
18358	\$845.00		
18404	\$4,590.00		
18429	\$9,684.15		
18440	\$86.25		
18446	\$1,864.00		
18455	\$211.40		
18457	\$419.00		
18459	\$232.23		
18460	\$3,527.50		

OUTSTANDING CHECKS AS OF 3/31/19
PAYROLL/AGENCY ACCOUNT # 0072-6010-2200

CHECK #	AMOUNT	CHECK #	AMOUNT
6679	\$537.50		
6806	\$385.30		
7025	\$81.26		
7026	\$476.06		
7027	\$4,920.00		
7028	\$17,670.84		

BFF. DATE	GAAP ACCOUNT	AMOUNT	DESCRIPTION	NOTES
SYSTEM DATE 04/03/19				
3/30/19	FROM 11-000-100-561.00- -	-1,200.00	Tuition-other LEAs w/ state-reg.	Budget Transfer - FROM
3/30/19	FROM 11-000-219-104.00- -	-4,800.00	Salaries CST	Budget Transfer - FROM
3/30/19	FROM 11-000-230-890.00- -	-961.00	Miscellaneous expenditures	Budget Transfer - FROM
3/30/19	FROM 11-000-100-561.00- -	-6,500.00	Tuition-other LEAs w/ state-reg.	Budget Transfer - FROM
3/30/19	FROM 11-000-262-270.00- -	-6,000.00	Health Benefits	Budget Transfer - FROM
3/30/19	FROM 11-000-266-300.00- -	-300.00	Purchased prof. and tech. services	Budget Transfer - FROM
3/30/19	FROM 11-000-291-270.00- -	-700.00	Health Benefits	Budget Transfer - FROM
3/30/19	FROM 11-190-100-500.00- -	-500.00	Other purchased services	Budget Transfer - FROM
3/30/19	FROM 11-190-100-610.07-TE-	-3,200.00	Tech. Supplies	Budget Transfer - FROM
3/30/19	TO 11-000-216-320.00- -	1,200.00	Purchased Prof-Educ Services	Budget Transfer - TO
3/30/19	TO 11-000-219-320.00- -	4,800.00	Pur prof-ed ser CST	Budget Transfer - TO
3/30/19	TO 11-000-261-420.00- -	6,500.00	Cleaning,Repair, Maint.	Budget Transfer - TO
3/30/19	TO 11-000-262-220.00- -	500.00	Social Security Contrib	Budget Transfer - TO
3/30/19	TO 11-000-262-100.00-OT-	1,300.00	Custodian O/T	Budget Transfer - TO
3/30/19	TO 11-000-262-300.00- -	4,200.00	Purchased Prof and Tech Services	Budget Transfer - TO
3/30/19	TO 11-000-266-420.00- -	300.00	Security Maintenance	Budget Transfer - TO
3/30/19	TO 11-105-100-101.01- -	700.00	Preschool Sub. Salary	Budget Transfer - TO
3/30/19	TO 11-190-100-580.00- -	500.00	Travel	Budget Transfer - TO
3/30/19	TO 11-190-100-610.08-TE-	3,200.00	Technology software	Budget Transfer - TO
3/30/19	TO 11-000-230-332.00- -	961.00	Audit Fees	Budget Transfer - TO
		0.00		
			TOTAL	

BRADLEY BEACH BOARD OF ED
2018 - 2019

CURRENT PAYMENT REGISTER BY CHECK

DATE RANGE: 03/20/19 thru 04/16/19

RUN: 04/11/19
11:50:3

VENDOR NAME	VEND CODE	PAYMENT	GAAP ACCOUNT	DESCRIPTION	P.O.	P/F	TYPE
CHECK 18464 dated 04/16/19 A.A. PHYSICAL THERAPY SERVICES 2006 CHECK TOTAL		425.00 425.00	20-250-200-320.00- -	Prof Ed Service	19-000161	P	OV
CHECK 18465 dated 04/16/19 Aida,I,Pereira,M.A. CCC-SLP AIDA CHECK TOTAL		1,050.00 1,050.00	20-251-200-320.00-CO-	CO -Pur pro svc	19-000483	F	OV
CHECK 18466 dated 04/16/19 ALISON ZYLINSKI ZYLINS CHECK TOTAL		64.21 64.21	11-190-100-500.00- -	Oth purch serv	19-000548	F	OV
CHECK 18467 dated 04/16/19 ALLIANCE COMMERCIAL PEST 90060 CHECK TOTAL		70.00 70.00	11-000-261-420.00- -	Maintenance	19-000018	P	OV
CHECK 18468 dated 04/16/19 ALLIED FIRE & SAFETY EQUIP. CO 88 CHECK TOTAL		323.00 323.00	11-000-266-420.00- -	Sec. Maint.	19-000507	F	OV
CHECK 18469 dated 04/16/19 AMAZON.COM AMAZON CHECK TOTAL		114.34 93.62 187.27 163.13 79.99 379.96 1,018.31	11-190-100-610.00- - 11-190-100-610.00- - 11-000-251-600.00- - 11-190-100-610.00- - 11-000-251-600.00- - 11-000-252-600.00- -	Supplies Supplies Supplies Supplies Supplies Supplies	19-000480 19-000487 19-000500 19-000501 19-000523 19-000526	F F F F F F	OV OV OV OV OV OV
CHECK 18470 dated 04/16/19 AMERIFLEX AMERFL CHECK TOTAL		50.00 50.00	11-000-251-340.00- -	Purch tech serv	19-000111	P	OV
CHECK 18471 dated 04/16/19 ASBURY PARK PRESS 1003 CHECK TOTAL		111.80 111.80	11-000-230-590.00- -	Ot purch serv	19-000527	F	OV
CHECK 18472 dated 04/16/19 Atlantic Lock & Safe 600 CHECK TOTAL		1,425.00 1,425.00	11-000-261-420.00- -	Maintenance	19-000379	F	OV

BRADLEY BEACH BOARD OF ED
2018 - 2019

CURRENT PAYMENT REGISTER BY CHECK

DATE RANGE: 03/20/19 thru 04/16/19

RUN: 04/11/19
11:50:3

VENDOR NAME	VEND CODE	PAYMENT	GAAP ACCOUNT	DESCRIPTION	P.O.	P/F	TYPE
CHECK 18473 dated 04/16/19 Atlantic Tomorrows Office	ATLA	247.64	11-190-100-800.00-CP-	Copier/Telep	19-000519	F	OV
CHECK TOTAL		247.64					
CHECK 18474 dated 04/16/19 BRADLEY BEACH BOE	900000	2,166.20	12-000-400-896.00- -	Assmt Debt Svc	19-000037	P	OV
CHECK TOTAL		2,166.20					
CHECK 18475 dated 04/16/19 BSN SPORTS	BSNSPO	188.33	11-402-100-600.00- -	Supplies	19-000488	F	OV
CHECK TOTAL		188.33					
CHECK 18476 dated 04/16/19 Bureau of Education & Research	619	269.00	20-270-200-580.00- -	Travel	19-000424	F	OV
CHECK TOTAL		269.00					
CHECK 18477 dated 04/16/19 CENTRAL BOILER	1017	720.00	11-000-261-420.00- -	Maintenance	19-000504	F	OV
CHECK TOTAL		720.00					
CHECK 18478 dated 04/16/19 Coastal Learning Center Monmou	COASTA	4,957.88	11-000-100-566.00- -	Tuit-priv hc wi	19-000222	P	OV
CHECK TOTAL		4,957.88					
CHECK 18479 dated 04/16/19 DELISA DEMOLITION AND DISPOS	DELISA	437.00	11-000-261-420.00- -	Maintenance	19-000021	P	OV
CHECK TOTAL		427.00			19-000021	P	OV
CHECK 18480 dated 04/16/19 ENVIRONMENTAL CONNECTION	4246	864.00	11-000-262-300.00- -	Pur Prof & Tech	19-000503	P	OV
CHECK TOTAL		1,455.00					
CHECK 18481 dated 04/16/19 FIRST STUDENT/LAIDLAW BUS CO	1880	1,455.00	11-190-100-580.00- -	Travel	19-000518	F	OV
CHECK TOTAL		225.00					
CHECK 18482 dated 04/16/19 G&H ELECTRICAL CONTRACTORS I	G&H	225.00	11-000-261-420.00- -	Maintenance	19-000543	P	OV
CHECK TOTAL		277.23					

BRADLEY BEACH BOARD OF ED
2018 - 2019

CURRENT PAYMENT REGISTER BY CHECK

DATE RANGE: 03/20/19 thru 04/16/19

RUN: 04/11/19
11:50:3

VENDOR NAME	CHECK	18483	dated	04/16/19	VEND CODE	PAYMENT	GAAP ACCOUNT	DESCRIPTION	P.O.	P/F	TYPE
GRAINGER	CHECK	18483	dated	04/16/19	GRAING	211.20	11-000-262-610.00- -	Supplies	19-000489	F	OV
						176.98	11-000-262-610.00- -	Supplies	19-000494	F	OV
					CHECK TOTAL	388.18					
HARBOR SCHOOLS	CHECK	18484	dated	04/16/19	2028	7,378.40	11-000-100-566.00- -	Tuit-priv hc wi	19-000272	P	OV
					CHECK TOTAL	7,378.40					
HOLMAN FRENIA ALLISON, P.C.	CHECK	18485	dated	04/16/19	HOLMAN	1,000.00	11-000-230-332.00- -	Audit Fees	19-000515	F	OV
					CHECK TOTAL	1,000.00					
HORIZON BLUE CROSS BLUE SHIE	CHECK	18486	dated	04/16/19	HORIZO	2,036.02	11-000-211-270.00- -	Health Benefits	19-000028	P	OV
						2,878.43	11-000-216-270.00- -	Health Benefits	19-000028	P	OV
						2,036.02	11-000-217-270.00- -	Health Benefits	19-000028	P	OV
						3,896.44	11-000-219-270.00- -	Health Benefits	19-000028	P	OV
						5,932.46	11-000-262-270.00- -	Health Benefits	19-000028	P	OV
						6,704.06	11-000-291-270.00- -	Health Benefits	19-000028	P	OV
						1,018.01	11-110-100-270.00- -	Health Benefits	19-000028	P	OV
						20,342.46	11-120-100-270.00- -	Health Benefits	19-000028	P	OV
						15,339.29	11-130-100-270.00- -	Health Benefits	19-000028	P	OV
						2,156.34	11-204-100-270.00- -	Health Benefits	19-000028	P	OV
						1,527.02	11-240-100-270.00- -	Health Benefits	19-000028	P	OV
						6,774.87	20-218-200-200.00-EX-	Employee benef.	19-000028	P	OV
						2,878.43	20-231-200-200.00- -	Benefits	19-000028	P	OV
					CHECK TOTAL	73,519.85					

BRADLEY BEACH BOARD OF ED
2018 - 2019

CURRENT PAYMENT REGISTER BY CHECK

DATE RANGE: 03/20/19 thru 04/16/19

RUN: 04/11/19
11:50:3

VENDOR NAME	CHECK	18487	dated	04/16/19	VEND CODE	PAYMENT	GAAP ACCOUNT	DESCRIPTION	P.O.	P/F	TYPE
HORIZON BLUE CROSS/BLUE SHIE	DENTAL	105.44					11-000-211-270.00- -	Health Benefits	19-000029	P	OV
		148.33					11-000-216-270.00- -	Health Benefits	19-000029	P	OV
		105.94					11-000-217-270.00- -	Health Benefits	19-000029	P	OV
		201.30					11-000-219-270.00- -	Health Benefits	19-000029	P	OV
		307.24					11-000-262-270.00- -	Health Benefits	19-000029	P	OV
		695.88					11-000-291-270.00- -	Health Benefits	19-000029	P	OV
		52.97					11-110-100-270.00- -	Health Benefits	19-000029	P	OV
		1,121.42					11-120-100-270.00- -	Health Benefits	19-000029	P	OV
		829.58					11-130-100-270.00- -	Health Benefits	19-000029	P	OV
		148.33					11-204-100-270.00- -	Health Benefits	19-000029	P	OV
		79.46					11-240-100-270.00- -	Health Benefits	19-000029	P	OV
		346.63					20-218-200-200.00-EX-	Employee benef.	19-000029	P	OV
		148.33					20-231-200-200.00- -	Benefits	19-000029	P	OV
	CHECK TOTAL	4,290.85									
INTELLIGENT BUSINESS SYSTEMS	182	842.00					11-000-251-340.00- -	Purch tech serv	19-000025	P	OV
	CHECK TOTAL	842.00									
Jersey Central Power & Light	3021	3,528.13					11-000-262-622.00- -	Energy Elec	19-000034	P	OV
	CHECK TOTAL	3,528.13									
JM THERAPY	JM	343.75					20-250-200-320.00- -	Prof Ed Service	19-000160	F	OV
		1,025.00					20-250-200-320.00- -	Prof Ed Service	19-000472	P	OV
		1,100.00					20-252-200-320.00- -	Pur prof serv	19-000472	P	OV
	CHECK TOTAL	2,468.75									
KENNEY, GROSS, KOVATS & PART	000002	2,827.50					11-000-230-331.00- -	Legal Services	19-000533	F	OV
	CHECK TOTAL	2,827.50									
Lisa Gleason	LI	1,050.00					11-000-219-800.00- -	Other objects	19-000538	F	OV
	CHECK TOTAL	1,050.00									

BRADLEY BEACH BOARD OF ED
2018 - 2019

CURRENT PAYMENT REGISTER BY CHECK

DATE RANGE: 03/20/19 thru 04/16/19

RUN: 04/11/19
11:50:3

VENDOR NAME	CHECK	18493	dated	04/16/19	VEND CODE	PAYMENT	GAAP ACCOUNT	DESCRIPTION	P.O.	P/F	TYPE
M-OESC	CHECK	18493	dated	04/16/19	1085	1,359.90	11-000-270-517.00- -	Con Srv Reg ESC	19-000286	P	OV
						12,353.47	11-000-270-518.00- -	Con Sv SE ESC's	19-000286	P	OV
						392.00	11-000-213-300.00- -	Purch Prof Tech	19-000325	F	OV
						1,440.00	11-000-219-320.00- -	Prof Ed Ser CST	19-000491	P	OV
						15,545.37					
	CHECK TOTAL										
MASCHIO FOOD SERVICE	CHECK	18494	dated	04/16/19	MASCHI	32.29	11-000-230-890.00- -	Misc expend	19-000516	F	OV
						32.29					
	CHECK TOTAL										
Monmouth County Curriculum Com	CHECK	18495	dated	04/16/19	MONM	196.00	20-270-200-580.00- -	Travel	19-000430	F	OV
						196.00					
	CHECK TOTAL										
MONMOUTH COUNTY VOCATIONAL	CHECK	18496	dated	04/16/19	1296	2,682.00	11-000-100-563.00- -	Tuition Voc Reg	19-000270	P	OV
						2,805.00	11-000-100-564.00- -	Tuition Voc Spc	19-000270	P	OV
						5,487.00					
	CHECK TOTAL										
Morgan Maclearie	CHECK	18497	dated	04/16/19	MORGAN	26.93	11-190-100-610.00- -	Supplies	19-000545	F	OV
						35.57	11-402-100-600.00- -	Supplies	19-000546	F	OV
						62.50					
	CHECK TOTAL										
MUNICIPAL CAPITAL FINANCE	CHECK	18498	dated	04/16/19	MCF	154.23	11-190-100-800.00-CP-	Copier/Telep	19-000022	P	OV
						1,494.63	11-190-100-800.00-CP-	Copier/Telep	19-000023	P	OV
						1,648.86					
	CHECK TOTAL										
MURRAY'S UNIFORMS	CHECK	18499	dated	04/16/19	1215	320.00	11-402-100-600.00- -	Supplies	19-000544	F	OV
						320.00					
	CHECK TOTAL										
NEPTUNE TWP. BOARD OF ED	CHECK	18500	dated	04/16/19	1261	817.29	11-000-270-513.00- -	Cont serv joint	19-000447	P	OV
						1,203.40	11-000-270-515.00- -	Con spe ed join	19-000447	P	OV
						2,020.69					
	CHECK TOTAL										

BRADLEY BEACH BOARD OF ED
2018 - 2019

CURRENT PAYMENT REGISTER BY CHECK

DATE RANGE: 03/20/19 thru 04/16/19

RUN: 04/11/19
11:50:3

VENDOR NAME	VEND CODE	PAYMENT	GAAP ACCOUNT	DESCRIPTION	P.O.	P/F	TYPE
CHECK 18501 dated 04/16/19 NEW JERSEY AMERICAN WATER 1206 CHECK TOTAL		366.03 366.03	11-000-262-490.01- -	Water	19-000030	P	OV
CHECK 18502 dated 04/16/19 NEW JERSEY NATURAL GAS NJNG CHECK TOTAL		7,048.85 7,048.85	11-000-262-621.00- -	Energy Nat Gas	19-000031	P	OV
CHECK 18503 dated 04/16/19 NEW ROAD SCHOOLS OF NEW JE HROAD CHECK TOTAL		6,008.94 4,578.24 10,587.18	11-000-100-566.00- - 11-000-100-566.00- -	Tuit-priv hc wi Tuit-priv hc wi	19-000166 19-000166	P P	OV OV
CHECK 18504 dated 04/16/19 Northbrook 352 CHECK TOTAL		58.67 67.67 58.67 67.66 58.66 67.67 379.00	11-000-219-800.00- - 11-000-219-800.00- - 11-000-230-890.00- - 11-000-230-890.00- - 11-000-251-890.00- - 11-000-251-890.00- -	Other objects Other objects Misc expend Misc expend Misc expend Misc expend	19-000027 19-000027 19-000027 19-000027 19-000027 19-000027	P P P P P P	OV OV OV OV OV OV
CHECK 18505 dated 04/16/19 OCEANSIDE SERVICE INC. 1958 CHECK TOTAL		798.00 798.00	11-000-261-420.00- -	Maintenance	19-000522	F	OV
CHECK 18506 dated 04/16/19 ORIENTAL TRADING COMPANY 4152 CHECK TOTAL		87.31 87.31	11-190-100-610.00- -	Supplies	19-000473	F	OV
CHECK 18507 dated 04/16/19 PITNEY BOWES, INC. 46 CHECK TOTAL		286.00 286.00	11-000-230-530.00- -	Telephone	19-000221	F	OV
CHECK 18508 dated 04/16/19 POWER TO LEARN POWER CHECK TOTAL		99.89 99.89	11-000-230-530.01- -	Internet Access	19-000036	P	OV

BRADLEY BEACH BOARD OF ED
2018 - 2019

CURRENT PAYMENT REGISTER BY CHECK

DATE RANGE: 03/20/19 thru 04/16/19

RUN: 04/11/19
11:50:3

VENDOR NAME	VEND CODE	PAYMENT	GAAP ACCOUNT	DESCRIPTION	P.O.	P/F	TYPE
CHECK 18509 dated 04/16/19 Project Enterprise NJ	PROJEC CHECK TOTAL	372.60 372.60	11-000-100-566.00- -	Tuit-priv hc wi	19-000268	P	OV
CHECK 18510 dated 04/16/19 RED BANK REGIONAL HIGH SCHOO	1196 CHECK TOTAL	44,700.00 3,570.57 48,270.57	11-000-100-561.00- - 11-000-270-513.00- -	Tuition LEA Reg Cont serv joint	19-000224 19-000281	P P	OV OV
CHECK 18511 dated 04/16/19 SCOLES SYSTEM	1098 CHECK TOTAL	421.74 258.05 679.79	11-000-262-610.00- - 11-000-262-610.00- -	Supplies Supplies	19-000482 19-000520	F F	OV OV
CHECK 18512 dated 04/16/19 SCRUBBER DOCTOR	SCRUBB CHECK TOTAL	721.70 107.07 828.77	11-000-262-610.00- - 11-000-261-610.00- -	Supplies Gen supplies	19-000495 19-000506	P F	OV OV
CHECK 18513 dated 04/16/19 SkyTouch Solutions,LLC.	SK CHECK TOTAL	624.25 624.25	11-000-252-600.00- -	Supplies	19-000420	F	OV
CHECK 18514 dated 04/16/19 STAPLESLINK	STAPLE CHECK TOTAL	663.54 113.99 38.40 815.93	11-000-230-610.00- - 11-190-100-610.07-TE- 11-000-230-610.00- -	General Suppl Tech.Supplies General Suppl	19-000410 19-000467 19-000505	F F F	OV OV OV
CHECK 18515 dated 04/16/19 STRONGE & ASSOCIATES	STRONG CHECK TOTAL	525.00 675.00 1,200.00	20-271-200-580.00- - 11-000-230-339.00- -	Travel Prof Services	19-000534 19-000535	F F	OV OV
CHECK 18516 dated 04/16/19 Synergy Rehab LLC.	SYN CHECK TOTAL	3,230.00 3,230.00	11-000-216-320.00- -	Pur Pr-Ed Serv	19-000165	P	OV

BRADLEY BEACH BOARD OF ED
2018 - 2019

CURRENT PAYMENT REGISTER BY CHECK

DATE RANGE: 03/20/19 thru 04/16/19

RUN: 04/11/19
11:50:3

VENDOR NAME	VEND CODE	PAYMENT	GAAP ACCOUNT	DESCRIPTION	P.O.	P/F	TYPE
CHECK 18517 dated 04/16/19 VERIZON	VER	76.02 76.02	11-000-262-622.00- -	Energy Elec	19-000035	P	OV
CHECK 18518 dated 04/16/19 XTel Communications, Inc.	530	2,446.20 2,446.20	11-190-100-800.00-CP-	Copier/Telep	19-000032	P	OV
CHECK TOTAL							
GRAND TOTAL		216,710.36					

FUND SUMMARY

FUND	TOTAL
11 GENERAL CURRENT EXPENSES	199,462.15
12 CAPITAL OUTLAY	2,166.20
20 SPECIAL REVENUES FUNDS	15,082.01
GRAND TOTAL	216,710.36

CHECKED AS TO RECEIPT OF MATERIAL AUDITED AND APPROVED
FOR PAYMENT FOR SERVICES RENDERED.

APPROVED FOR PAYMENT BY THE BOARD OF EDUCATION ON 4/16/19

David 4/11/19

Cafeteria Bill List					
04/16/19					
Vendor	Amount	Check #	Invoice	Purchase Order#	
Affordable Pumping	175.00	1938	March Invoice	19-00001A	
US Food	1,421.25	1939	Invoice: 0327657 Invoice: 0414810	19-00016A	
Total Bill List	1,596.25				